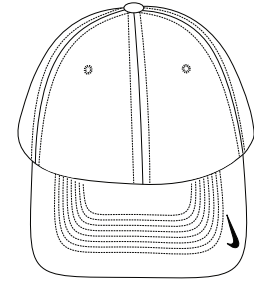
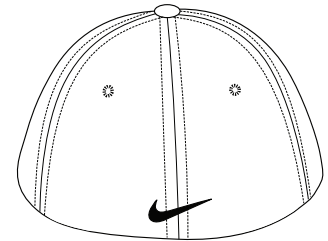


DRI-Fit Mesh Swoosh Flex Sandwich Cap

NIKEGOLF 



Front









Back

333115

- * Fabric: 100% polyester knit mesh * Structure: Structured * Profile: Mid * Panels: 6
- * Extras: Contrast Swoosh design trademark embroidered on bill to match bill trim

Care Instructions:
Hand wash warm. Do not wring.
Do not bleach. Line dry. Do not iron.
Do not dry clean.

Finished Measurements in Inches	
Inside Circumference	Min 22.25 / Max 24"
Front Panel Width	3.625"
Back Panel Width	2.25
Front Panel Height	6.75
Bill Length	2.875"
Bill Width	7.5"

Colors	
	Sport Red
	Birch
	Black
	White
	Pacific Blue
	Navy

Chest width measured 1" below arm hole. Body length measured from back neck seam to hem. Shoulder width measured across back at shoulder points. Sleeve length measured from center back neck seam to hem. Collar measured from center front to center back on seam.

Please Note:
Colors shown are approximate and for reference only. For closest match see PMS colors, or for exact match, returnable samples and grommeted samples are available.

Color Chart						
Colors	Sport Red	Birch	Black	White	Pacific Blue	Navy
Textile PMS	No Match	No Match	No Match	No Match	No Match	No Match
General PMS	200 C	7534 C	Process Black C	Warm Grey 1 C	653 C	432 C